

# MAX

Linear spindle actuator - Force in push action 450 N with stroke 180 mm and 300 mm and 350 N with stroke 500 mm



- High protection from atmospheric agents.
- Load transmission by rigid spindle.
- Equipped with an adjustable eyelet for an easier installation.
- Supplied with end bracket.
- Supplied with 1 m cable.
- To make the installation easy also on window with windowsills or other internal obstacles, the external side of the actuator is supplied with two dovetail guides in which a sliding bracket, to be ordered separately part No. 40536W, can slide for the whole length of the profile.
- Two holes for more versatile installation of the fixing brackets.
- A kit to reduce the stroke is available, part No. 40921N.
- MAX stroke 180mm has a reduced encumbrance to 300 mm total length.

VOLTAGE SUPPLY	230 Vac $\pm$ 10%
ELECTRIC CONNECTION	3 wires + earth
STROKE	180/300/500 mm
FORCE (push and pull action)	450 N (180 - 300 mm) / 350 N (500 mm)*
SPEED	~ 20 mm/s
CURRENT ABSORPTION (with max load)	0,7 A
PARALLEL CONNECTION	YES
LIMIT STOP	microswitches
SAFETY STOP	Thermic
IP PROTECTION	IP 65

PART No.	STROKE 180 mm	STROKE 300 mm	STROKE 500 mm
SILVER ANODIZED	41325R	40541N	40614P
DARK BROWN ANODIZED	41326S	40542R	40615S

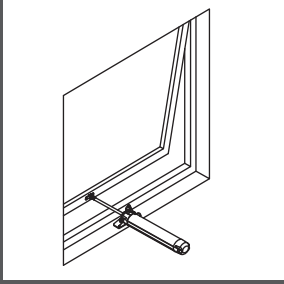
## SPECIFICATION PROSPECTS

Electric Linear actuator Ultraflex Control Systems named Max with load transmission by rigid spindle, stroke 180, 300 or 500 mm fixing end bracket included. Force 450 N (350 N for stroke 500). Protection class IP65, Voltage supply 230 Vac.

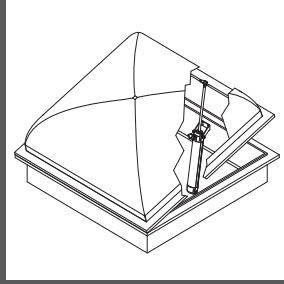
Limit stop by micro switches and thermal protection. Parallel connection. Casing in silver anodized, dark brown anodized. Conform to 2006/95/CE and 2004/108/CE directives.

\* in case of installation on top hinged windows, maximum force is intended for short period only.

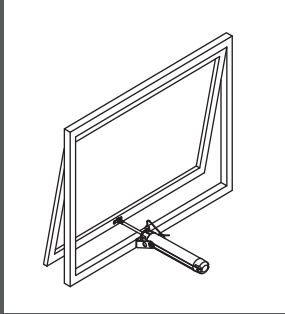
## Installation examples



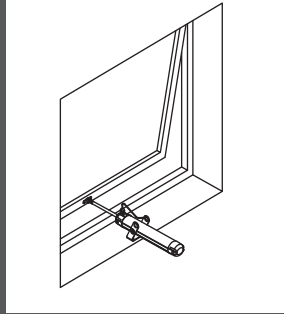
Installation on top hinged window with windowsill with fixing end bracket included



Installation on dome with fixing end bracket



Installation on top hinged window without windowsill with fixing end bracket included or with sliding bracket part No. 40536W

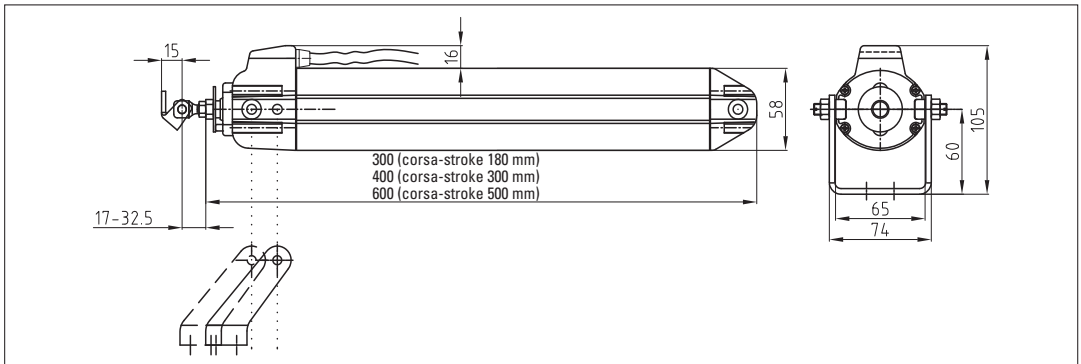


Installation on top hinged window with windowsill with sliding bracket part No. 40536W



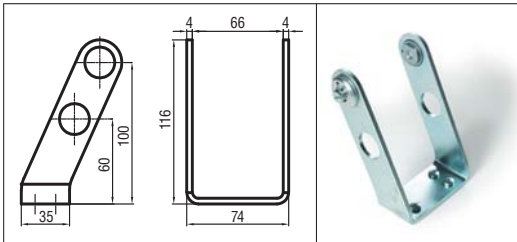
Installation on dome with fixing end brackets included

**⚠** The instructions for a safe installation are included in the section "SECURITY WARNINGS"

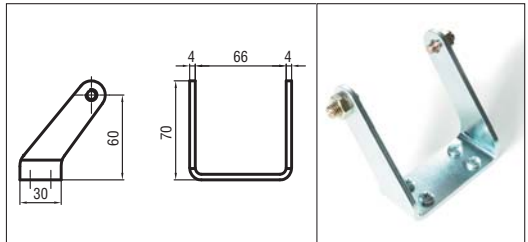


Actuators dimensions

## Accessories



Sliding steel brackets part No. 40536W



Fixing steel end bracket included